

Application Walkthrough for Exchange Students

Spring, Fall 2013



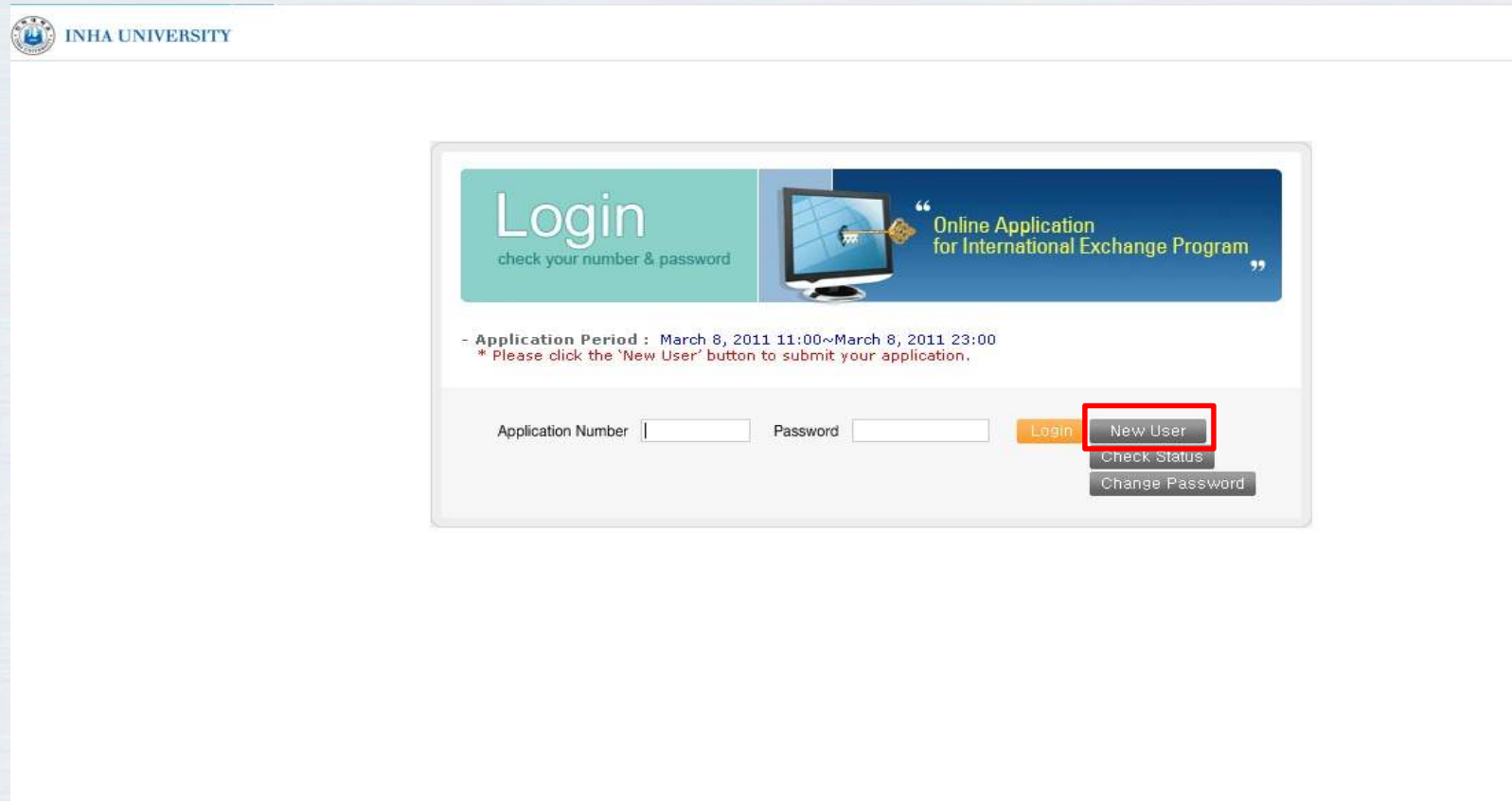
INHA UNIVERSITY
International Center

Application Walkthrough for Exchange Students

This is the main page of the online application system.

(<http://itislink.inha.ac.kr/ipsiExchange/IIE61001/ApplyLoginFGrd.aspx>)

If you are a new user, simply click “New User” .



The screenshot shows the main page of the online application system for INHA UNIVERSITY. At the top left is the INHA UNIVERSITY logo. The main content area features a login section with a teal box labeled "Login" and the text "check your number & password". To the right is a blue box with a computer monitor icon and the text "Online Application for International Exchange Program". Below these boxes, the application period is listed as "March 8, 2011 11:00~March 8, 2011 23:00" with a note to click the 'New User' button. The login form includes fields for "Application Number" and "Password", a "Login" button, and a "New User" button (highlighted with a red box). Below the "New User" button are links for "Check Status" and "Change Password".



Application Walkthrough for Exchange Students

You may see the screen shown below. Note that, in order to access this online application system, your computer must be WINDOWS based.



Your computer must be WINDOWS based!



Application Walkthrough for Exchange Students


If you are asked to download Active X, please click 'yes.' You may also manually download Active X files by clicking the marked button below.

Click here to
manually download
Active X files →



Application Walkthrough for Exchange Students

To start the application process, you should first fill out your personal information and indicate whether you are applying for the dormitory or not. Do not forget to put your own password on the upper right side. Please note that if you want to stay in the university dormitory, you should also submit the dormitory application form.

 **INHA UNIVERSITY** **INHA UNIVERSITY INTERNATIONAL EXCHANGE**
Application for International Exchange Students

Thank you for your interest in Inha University.
To apply, please complete the application form. [(A)~(E) section]
Do note that we will not be able to process an application that is incomplete.
If you have any difficulties processing this application, please e-mail us at orir@inha.ac.kr.

Create your own password

(*)required information ※ Please type clearly in English.

(A) Application Section

Application number	<input type="text"/>	* Study Period (Year/Semester)	2011 <input type="radio"/> Spring Semester <input checked="" type="radio"/> Fall Semester ~ 2011 <input type="radio"/> Spring Semester <input checked="" type="radio"/> Fall Semester (<input type="text"/> Semester(s))
* Exchange program	<input checked="" type="radio"/> Undergraduate <input type="radio"/> Master's <input type="radio"/> Doctoral	* Department (Major)	Select
* Home University (Nation)	Select	* Home University	
* Program(department/major) currently enrolled in your Home University			
* Source of funds for exchange program? <input type="radio"/> Parents <input type="radio"/> Scholarship <input type="radio"/> Self-Finance <input type="radio"/> Others (Please specify) <input type="text"/>			
* Please check only if applicable.			
1. Inha Dormitory <input type="radio"/> Yes, I apply for Inha dormitory. <input type="radio"/> No, I will find off-campus housing by myself.			
2. Tuition <input type="radio"/> Waived as an exchange student.			
* Others (Any comments) <input type="text"/>			



Application Walkthrough for Exchange Students

All exchange students secure on campus housing if they wish to stay at school dormitory. They will stay in the 2nd dormitory, Biryongjae. For the location of the dormitory, please go to the university's English website at

<http://eng.inha.ac.kr/intro/buildings.asp>

Note that every exchange student is required to share a room with three other students.



INHA UNIVERSITY
International Center

Application Walkthrough for Exchange Students

After filling out your personal information, fill out the remaining sections. You can also download the University's Fact Sheet, Application Document Checklist and Recommendation Letter Form etc.

(B)Biographical Section	(C)Academic Information	(D)Study Plan
*Name	*Last <input type="text"/> *First <input type="text"/>	*Gender <input checked="" type="radio"/> Male <input type="radio"/> Female
*Date of Birth	Month <input type="text"/> Day <input type="text"/> Year <input type="text"/>	
*E-mail address	<input type="text"/>	*Passport Number <input type="text"/>
*Country Of birth	Select <input type="text"/>	*Citizenship Country <input type="text"/>
*Permanent Address	<input type="text"/>	
*Mailing Address	<input type="text"/>	
*Home Number	<input type="text"/> Eg: <input type="text"/> +82 32 860 7031 Please include the country code and area code.	*Mobile Number <input type="text"/> Eg: <input type="text"/> +82 32 860 7031 Please include the country code and area code.
[Guardian In Korea]		[Guardian In Home Country]
Guardian's Name	Last <input type="text"/> First <input type="text"/>	Guardian's Name Last <input type="text"/> First <input type="text"/>
Relationship	<input type="text"/>	Relationship <input type="text"/>
Contact Number	<input type="text"/>	Contact Number <input type="text"/>
Occupation	<input type="text"/>	Occupation <input type="text"/>
[Person or organization that will be responsible for your study and living expenses]		
Name	Last <input type="text"/> First <input type="text"/>	Relationship <input type="text"/>
Telephone	<input type="text"/>	Occupation <input type="text"/>
Address	<input type="text"/>	
Application Documents Download	<div style="border: 2px solid red; padding: 5px;"> 1) Inha University Fact Sheet 2) Dormitory Application Form 3) Application Document Checklist 4) Recommendation Letter Form </div> <p>※ Please download the above files. You are required to submit 2) Dormitory Application Form, 3) Application Document Checklist and 4) Recommendation Letter Form when you send out all your application documents by post.</p>	



Application Walkthrough for Exchange Students


Once you click 'submit', the online application process is done and you will receive your own application number. With your application number and password, you can log in anytime and revise your application form.

Application Documents Download	<p><u>1) Inha University Fact Sheet</u> <u>2) Dormitory Application Form</u> <u>3) Application Document Checklist</u> <u>4) Recommendation Letter Form</u></p> <p>※ Please download the above files. You are required to submit 2) Dormitory Application Form, 3) Application Document Checklist and 4) Recommendation Letter Form when you send out all your application documents by post.</p>
Please verify that the details and choices of your application are correctly entered before proceeding to submit.	
<p>I declare that all the information I have given in this application is true and correct.</p> <p>I have obtained approval from my home university to enrol as an exchange student at Inha University. However, I understand that Inha University reserves the right to reject my application.</p> <p>I will inform the International Center of Inha University immediately if there is any change to the information given in this application.</p> <p>I fully understand that if I am successful in my application, I am responsible for paying my own personal expenses such as visa, travel, meals, insurance, accommodation, transport, and etc.</p> <p>I recognise that by taking part in the Student Exchange Program, I commit myself to behave according to both host and home universities' rules and regulations.</p>	
<input type="checkbox"/> I Agree	
<input type="button" value="submit"/>	





Application Walkthrough for Exchange Students

Please print out the completed application form and send us the document along with other supporting documents by post.

 **INHA UNIVERSITY**

INHA UNIVERSITY INTERNATIONAL EXCHANGE
Application for International Exchange Students

 Save  Print

Thank you for your interest in Inha University.
To apply, please complete the application form. [(A)~(E) section]
Do note that we will not be able to process an application that is incomplete.
If you have any difficulties processing this application, please e-mail us at orir@inha.ac.kr.

(*)required information ✖ Please type clearly in English.

Password Confirm Password

(A)Application Section	
Application number	<input type="text" value="1001"/>
* Study Period (Year/Semester)	2011 <input type="radio"/> Spring Semester <input checked="" type="radio"/> Fall Semester ~ 2011 <input type="radio"/> Spring Semester <input checked="" type="radio"/> Fall Semester (<input type="text" value="1"/> Semester(s))
* Exchange program	<input checked="" type="radio"/> Undergraduate <input type="radio"/> Master's <input type="radio"/> Doctoral
* Department (Major)	Korean Language Education(Korean Language Education) ▼
* Home University (Nation)	Australia ▼
* Home University	RMIT University ▼
* Program(department/major) currently enrolled in your Home University	<input type="text" value="edwer3wer"/>
* Source of funds for exchange program? <input checked="" type="radio"/> Parents <input type="radio"/> Scholarship <input type="radio"/> Self-Finance <input type="radio"/> Others (Please specify) <input type="text"/>	
* Please check only if applicable.	
1. Inha Dormitory <input checked="" type="radio"/> Yes, I apply for Inha dormitory. <input type="radio"/> No, I will find off-campus housing by myself.	
2. Tuition <input checked="" type="radio"/> Waived as as an exchange student.	



Application Walkthrough for Exchange Students



The documents you should send to us by post are as follows:

- 1) Application Check List**
- 2) Completed Application Form**
- 3) 1 Photo (3cm x 4cm, color)**
- 4) Official Transcript (Original Certificate in English or Korean)**
- 5) Certificate of Enrollment (Original Certificate in English or Korea)**
- 6) Academic Supervisor' s Recommendation Letter**
- 7) Photocopy of Passport**
- 8) Bank Statement**
(must indicate at least USD 5,000 deposited)
- 9) Certificate of Language Proficiency (ex. TOEFL, TOEIC, TOPIK etc.)**
- 10) Degree Certificate (for graduate students only)**
- 11) Housing Application Form**

※ For Chinese students, 居民戶口簿 is also required.



INHA UNIVERSITY
International Center

Application Walkthrough for Exchange Students



International Center, Inha University

#253 Yonghyun-dong, Nam-gu, Incheon, Korea

Tel. +82-32-860-7033

E-mail. orir@inha.ac.kr



INHA UNIVERSITY
International Center



THANK YOU



INHA UNIVERSITY
International Center

